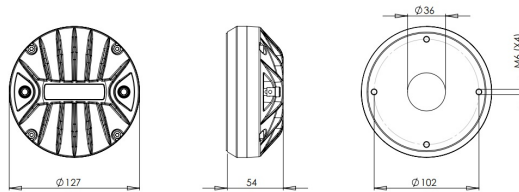


DE1090TN

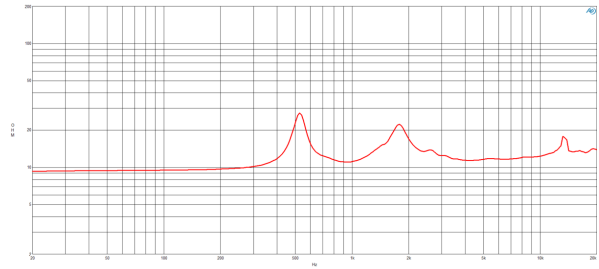
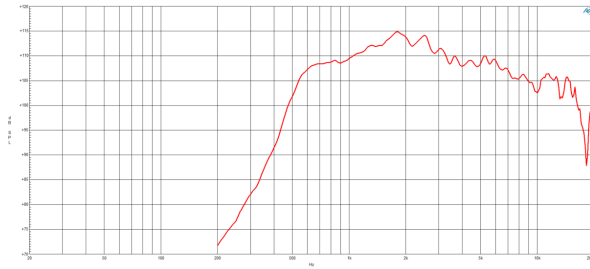
16Ω**HF Drivers - 1.4 Inches**

- 240 W continuous program power capacity
- 1.4" horn throat diameter
- 100 mm (4 in) aluminium voice coil
- Titanium diaphragm
- 500 - 20000 Hz response
- 109 dB sensitivity
- Neodymium magnet assembly with shorting copper cap

The DE1090TN is the latest version of our premium 100mm (4.0 in) voice coil, neodymium high frequency driver. The compact 127mm diameter was achieved using a specially designed inside ring neodymium magnet. The diaphragm used in DE1090TN has been completely redesigned to incorporate a bent edge voice coil former, as well as new dome and surround geometry. These modifications combine to better control diaphragm displacement and deformations, resulting in lower distortion and a smoother higher frequency response above 10kHz.

DE1090TN

HF Drivers- 1.4 Inches



SPECIFICATIONS¹

Throat Diameter	36 mm (1.4 in)
Nominal Impedance	16 Ω
Minimum Impedance	11.4 Ω
Nominal Power Handling ²	120 W
Continuous Power Handling ³	240 W
Sensitivity ⁴	109.0 dB
Frequency Range	0.5 - 20.0 kHz
Recommended Crossover ⁵	0.8 kHz
Voice Coil Diameter	100 mm (4.0 in)
Winding Material	Aluminium
Inductance	0.18 mH
Diaphragm Material	Titanium
Flux Density	1.9 T
Magnet Material	Neo Inside Ring

MOUNTING AND SHIPPING INFO

Four M6 holes 90° on 102 mm (4 in) diameter	
Overall Diameter	127 mm (5.0 in)
Depth	54 mm (2.13 in)
Net Weight	1.9 kg (4.19 lb)
Shipping Units	4
Shipping Weight	8.2 kg (18.08 lb)
Shipping Box	295x160x180 mm (11.61x6.30x7.09 in)
Other Details	4x M6 Mounting Studs with bolts and washers included

SERVICE KIT

Replacement diaphragm	MMD4CTN16M
-----------------------	------------

1. Driver mounted on B&C ME 90 horn.
2. 2 hour test made with continuous pink noise signal within the range from the recommended crossover frequency to 20 kHz. Power calculated on rated minimum impedance.
3. Power on Continuous Program is defined as 3 dB greater than the Nominal rating.
4. Applied RMS Voltage is set to 4 V for 16 ohms Nominal Impedance.
5. 12 dB/oct. or higher slope high-pass filter.